

TOWNSHIP COLLECTION™



Wood Stile & Rail Carriage Style Garage Doors



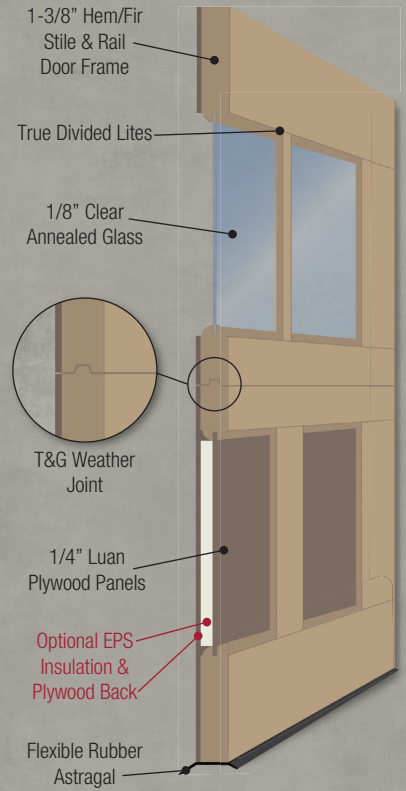
The Township Collection™ offers the warmth and beauty of real wood carriage house doors and conveniently operate overhead, just like conventional garage doors.

NORTHWEST DOOR®

www.NorthwestDoor.com


Construction

The Township Collection is constructed with a 1-3/8" finger-jointed Hem/Fir wood frame using Mortise & Tenon joints. Wood panels are 1/4" exterior Luan Plywood; windows are True Divided Lites glazed with 1/8" clear single pane DSB annealed glass. Doors are standard without finish, paint grade and available up to 18' wide and 14' high, not to exceed 180 sq. ft. Doors exceeding 10' wide have the interior side of the bottom section flush backed with 1/4" Luan Plywood for additional strength. Doors with arched windows are standard with one 15'-0" radius arch on single car doors and two arches on double car doors. You may also select 58'-0" radius single arch on double car doors. Doors are equipped with standard lift 15" radius 10,000 cycle torsion spring hardware; heavy gauge galvanized hinges and nylon rollers, manual push-up operation.



Options

- (1) Flush interior of bottom section with 1/4" Luan Plywood - Standard on doors over 10' wide
- (2) Stain Grade - Includes solid rail frame & color matched plywood, suitable for staining
- (3) Insulate - Insulate with Polystyrene (EPS) and flush door back with 1/4" Luan plywood
- (4) Custom Arched Windows - Template must be provided by buyer
- (5) Odd Sizes - Non standard widths and heights are available in 1" increments
- (6) Raised Panels - Cedar or Hem/Fir, back of raised panels are laminated with 1/8" Luan plywood
- (7) Rough Sawn Plywood Panels - Exterior glued 3/8" rough sawn Okoume plywood
- (8) MDO Plywood Panels - 3/8" Medium Density Overlay exterior plywood, optional v-grooves to simulate T&G
- (9) Priming - Door primed with grey acrylic primer
- (10) Powder Coated Hardware - Black, Red, Grey, White, Brown or custom color operational hardware



*Actual colors will vary due to the printing process

- (11) Decorative Hardware - Handles and hinges for exterior face of your door



Malleable Iron, Black Powder Coat Finish



Stamped Steel, Crinkle Textured, Black Powder Coat Finish

- (12) Glass - Tinted, Obscure and/or Tempered, single pane glass only unless door is insulated, more glass options available at www.NorthwestDoor.com



Gluechip Glass




Grey Tinted Glass



Satin Etch Glass



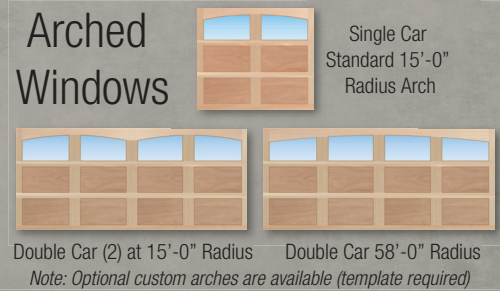
P516 Obscure Glass



White Laminated Glass

- (13) Low Headroom or High Lift Torsion Hardware - 3-1/2" and 6" low headroom or high lift as required

- (14) High Cycle Springs - 25,000; 50,000 or 100,000 cycle springs

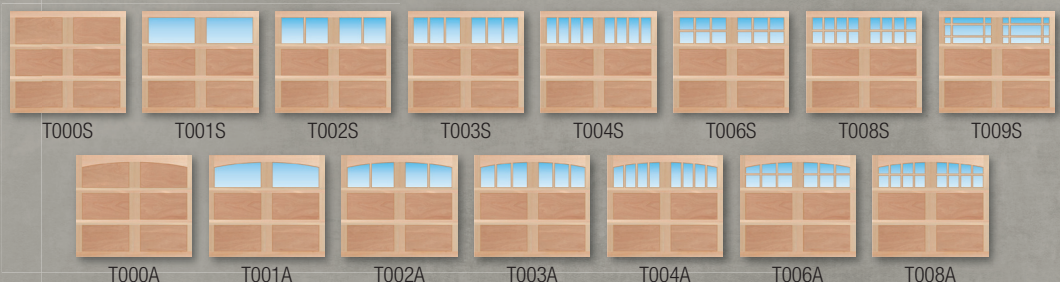


Designs



Model T003S, 3 section 7' high, finish by buyer

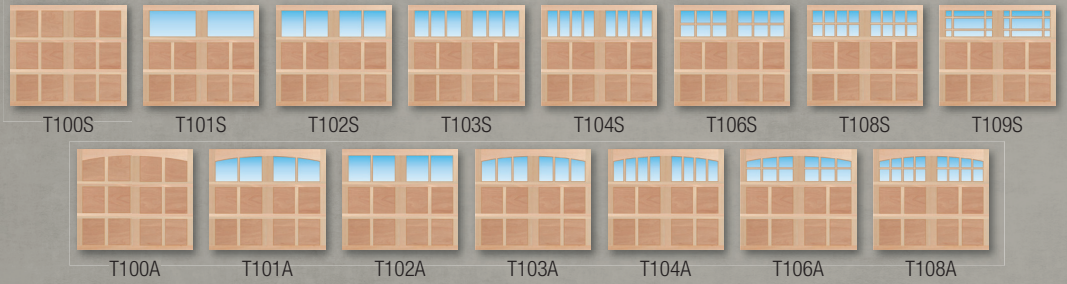
"T0" Single Car Designs






Model T103S, 4 section 8' high, finish by buyer

"T1" Single Car Designs



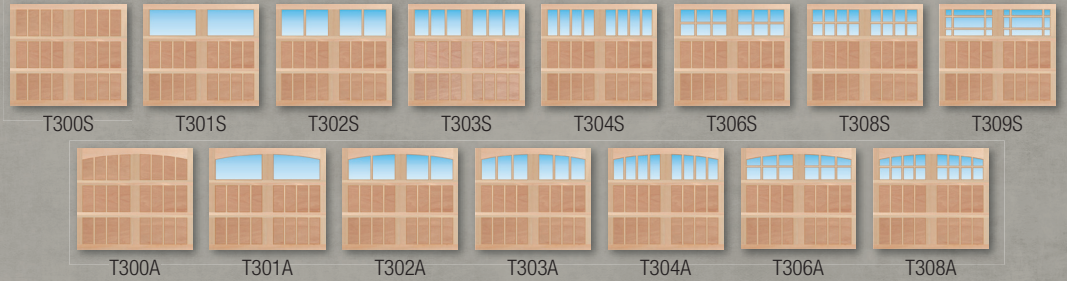
Model T206S, 6 section 14' high, finish by buyer

"T2" Single Car Designs



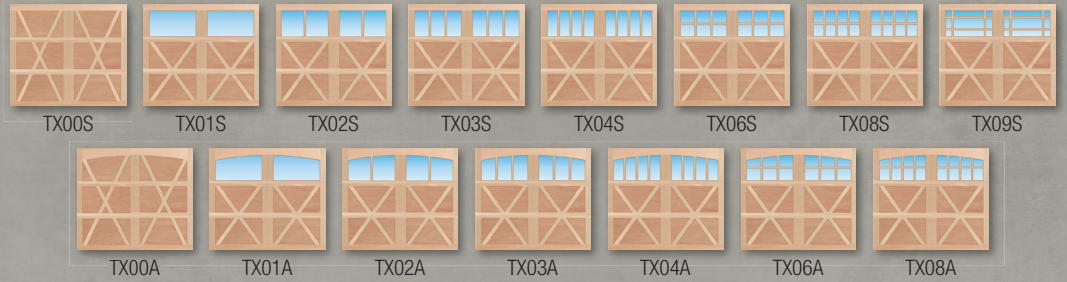
Model T308A, 3 section 7' high, standard 15'-0" radius arch, finish by buyer

"T3" Single Car Designs




Model TX08S, 3 section 8' high, grooved MDO plywood face, finish by buyer

"TX" Single Car Designs



Model TA06A, 4 section 8' high, standard 58'-0" radius arch, finish by buyer

"TA" Single Car Designs ("TV" designs not shown, are the reverse of the "TA", they form a "V" configuration rather than an "A")



Note: All doors come standard paint grade, door is sanded but requires additional finish sanding prior to application of door finish. The door must have the finish applied prior to installation. At no time should the door get wet prior to applying finish. All surfaces, ends and edges must be finished to validate NWD's Door Warranty. See warranty for proper painting and finishing instructions. As a natural characteristic of wood, door components will not match in color of grain pattern. To obtain perfect match, special staining/painting techniques are required when applying finish.

Garage Door Replacement, A Great Investment!

Garage doors can cover about 1/3 of the front of the average home. By replacing old worn out garage doors it will improve your home's curb appeal and can substantially increase its resale value.



According to *Remodeling Magazine's Cost vs. Value Annual Reports*, year after year, a garage door replacement with upscale garage doors have continued to be one of the highest ROI's (return on investment) of all exterior remodeling projects.

Model T308A

Warranty:

All Northwest Door wood garage doors are warranted against defects in material and/or workmanship for a period of one (1) year. Your doors must be properly finished to validate warranty. At no time should the door be allowed to get wet prior to applying door finish. Hardware, parts and accessories are also warranted against defects in material and/or workmanship for a period of one (1) year. Contact your Northwest Door Dealer or go to NorthwestDoor.com for complete warranty, maintenance and finishing instructions. Northwest Door reserves the right to make product changes without notice. **WARNING: Any adjustments to your door should be made by an experienced garage door installer, such as your Northwest Door Dealer. Serious injury can result from improper adjustments to your door.**

Garage Door Openers

Garage Door Openers are a recommended option. They are convenient and will extend the life of your garage door. The LiftMaster® Model 8500W wall mount residential opener is extremely quiet and features MyQ® technology, compatible with HomeLink®.

On larger sized Modern Classic doors we recommend the LiftMaster® 3/4 H/P Model 8587W. The Model 8587W is more powerful and also features MyQ® technology.

Visit NorthwestDoor.com to see the complete line of LiftMaster® garage door openers or ask your Northwest Door Dealer for more information.



Model 8587W
Mounts Overhead



Model 8500W
Wall Mount



"With MyQ® you can monitor or open/close your garage door from anywhere in the world!"

Dealer Name:

LiftMaster® Northwest Door recommends LiftMaster® Professional Line Garage Door Openers on all Northwest Door® garage doors.



NORTHWEST DOOR®
Northwest Door, LLC
19000 Canyon Road East - Puyallup, WA 98375-9746
800-522-2264 www.northwestdoor.com